

# COSHH ASSESSMENT HARDWOOD DUSTS







<b>Product Name(s):</b>	Hardwood dusts	<b>COSHH Assess. No.:</b>	<b>17</b>
<b>Description of Substance:</b>	Wood dust	<b>Assessed By:</b>	
<b>Workplace Exposure Limits:</b>	5 mg/m <sup>3</sup> (8hr TWA)	<b>Date:</b>	
<b>Task/Activity:</b>	Cutting, drilling or sanding hardwoods		
<b>Suppliers Name &amp; Address:</b>		<b>Telephone/ Fax No's:</b>	
		<b>MSDS Attached:</b>	Yes / No

### SUBSTANCE PROPERTIES

							
<b>Flammable/ Highly Flammable</b>	<b>Oxidiser</b>	<b>Explosive</b>	<b>Harmful</b>	<b>Toxic/ Very Toxic</b>	<b>Irritant</b>	<b>Dangerous to the Environment</b>	<b>Corrosive</b>
No	No	No	Yes	Yes/No	Yes	No	No

ROUTE OF EXPOSURE				
Skin		Eyes	Inhalation	X
Ingestion		Cuts/ Abrasions	Injection	

PERSONS AT RISK				
Users of the product	X	Members of Public		Visitors
Other Workers		Young Persons		

PPE REQUIREMENTS							
						<b>Other:</b>	<b>Other:</b>
No	No	Yes FFP3	No	Yes	No	Yes/No	Yes/No

ADDITIONAL CONTROL MEASURES	
<b>General Precautions</b>	<b>Control Measures</b>
<ul style="list-style-type: none"> <li>➤ Ensure that the above specified PPE is worn and that all staff are informed of the risks; control measures and precautions required when working with the substance.</li> </ul>	<ul style="list-style-type: none"> <li>➤ Ensure that adequate supervision is provided at all times.</li> </ul>

# COSHH ASSESSMENT HARDWOOD DUSTS

First Aid/Hygiene Arrangements	Fire Precautions
<ul style="list-style-type: none"> <li>➤ Wash skin thoroughly with soap and clean water</li> <li>➤ If contact is made with the eye, immediately flood the eye with plenty of clean water for at least 10 minutes and seek immediate medical attention.</li> <li>➤ Wash out the mouth with clean water where appropriate.</li> </ul>	<ul style="list-style-type: none"> <li>➤ No smoking to be permitted in the vicinity of the works.</li> <li>➤ No hot works to be allowed in the vicinity of the works.</li> </ul>

LEV Requirements	Monitoring Requirements
<ul style="list-style-type: none"> <li>➤ Ensure that the work area is well ventilated at all times.</li> </ul>	<ul style="list-style-type: none"> <li>➤ Consider additional monitoring if this product is to be used within a confined space or if the duration of exposure is likely to be for long periods of the day when using powered tools.</li> <li>➤ Provide additional monitoring where young or inexperienced workers are carrying out the works.</li> </ul>

Transport Arrangements	Storage Requirements
<ul style="list-style-type: none"> <li>➤ No special requirements for small quantities</li> </ul>	<ul style="list-style-type: none"> <li>➤ Store in a dry, well ventilated and secure store.</li> </ul>

Spillage Procedures	Disposal Requirements
	<ul style="list-style-type: none"> <li>➤ Dispose of waste as normal builders waste.</li> </ul>

Comments
<p>This is only a preliminary assessment based on generic information for similar products.</p> <p>This assessment must be reviewed and amended by a competent person prior to its contents being used. This is to ensure that consideration is given to site specific circumstances or differences which may affect the original assessment. It is the employers responsibility to ensure that a suitable and sufficient assessment of the risks is undertaken when using any material which may be hazardous to health.</p> <p>An up to date Material Safety Data Sheet (MSDS) should be obtained from the supplier and reviewed alongside this assessment to ensure that the control measures are suitable and remain valid.</p>